

MY ACCOUNT

Your IPERS retirement toolkit

INSTRUCTIONS FOR LOGGING IN TO MY ACCOUNT

To access My Account, go to www.ipers.org and click **MY ACCOUNT LOGIN** in the upper right-hand corner of the home page.



WHAT YOU NEED:

Your username

IPERS assigns your username.
It cannot be changed.
All usernames begin with the letter "I".

Your password

IPERS assigns your temporary password.
You will be prompted to create your own password when you log in for the first time.

IPERS

First Sign-On Password Reset

1 New Password 2 Success

Please set a new password.

- Must be at least 8 characters long
- Must include 2 alpha characters
- Must include 1 numeric character
- Must include 1 special character (, @, \$, %, *, #, or _)

Password*

Confirm Password*

Cancel Next



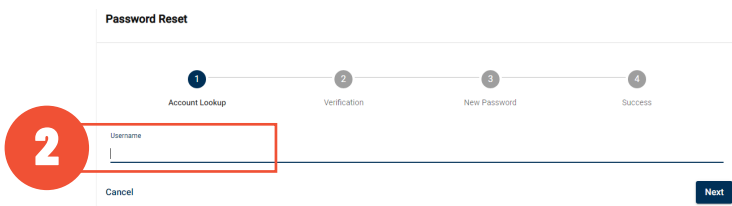
< Watch our Logging In To My Account video to learn more.

IF YOU KNOW YOUR USERNAME BUT NOT YOUR PASSWORD

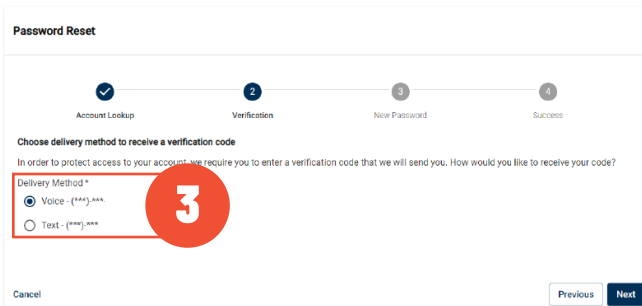
1. Click Reset Password on the My Account login screen.



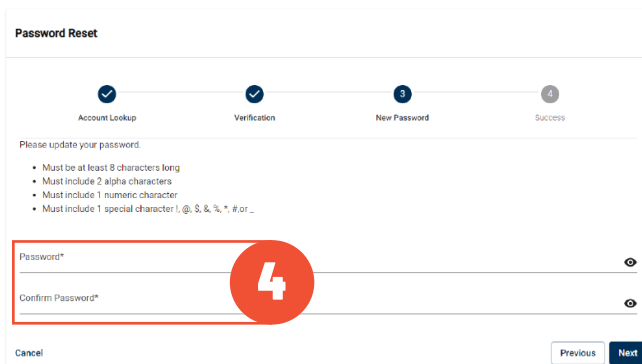
2. Enter your username.



3. Select how you want the verification code delivered to the phone number you have on file.



4. Enter the verification code and create a new password to complete the login process.

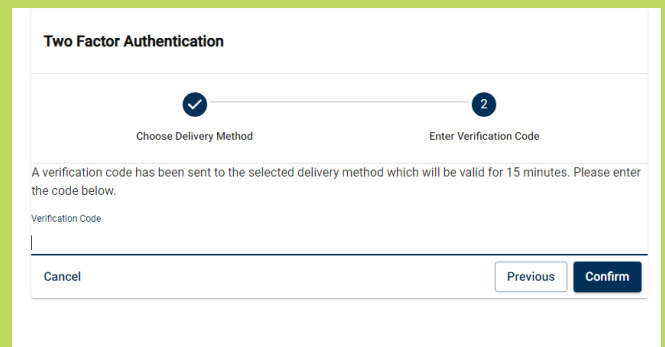


IF YOU DON'T KNOW YOUR USERNAME OR PASSWORD

Call IPERS at 800-622-3849.

Two-Factor Authentication

Each time you log in, a code will be sent to the phone number associated with your account. This code verifies your identity and protects the security of your information.



Once you've logged in for the first time, you must add your phone number and personal email address in My Account. Please do not provide your work email address.

